

Signify Classified - Internal  
Cooper Lighting Solutions Photometric Lab  
1121 Highway 74 South  
Peachtree City, GA 30269



Scaled data based on original data using  
LM-79-08 Approved Method: Electrical and Photometric Measurements of Solid-  
State Lighting Products

Test Report Prepared for  
Cooper Lighting Solutions  
(formerly Eaton)

Brand: STREETWORKS

Report Number: P867618

Luminaire Tested: **MEM2-HTN-SA-60-730-U-T3**

Issue Date: 08/21/2024



**Test Information**

Test Method: LM-79-08  
Report Number: P867618  
Test Lab: INNOVATION CENTER(G3)  
Issue Date: 08/21/2024  
Manufacturer: COOPER LIGHTING SOLUTIONS (FORMERLY EATON)  
Product Line: STREETWORKS  
Catalog Number: MEM2-HTN-SA-60-730-U-T3  
Description: EPIC MODERN TALL HOUSING DISCRETE LED ARRAYS 60W 70CRI 3000K  
FIXTURE w/ TYPE III DISTRIBUTION OPTIC  
Light Source: (10) 3000K CCT, 70 CRI LEDS  
Ballast/Driver: ELECTRONIC DRIVER

**Summary**

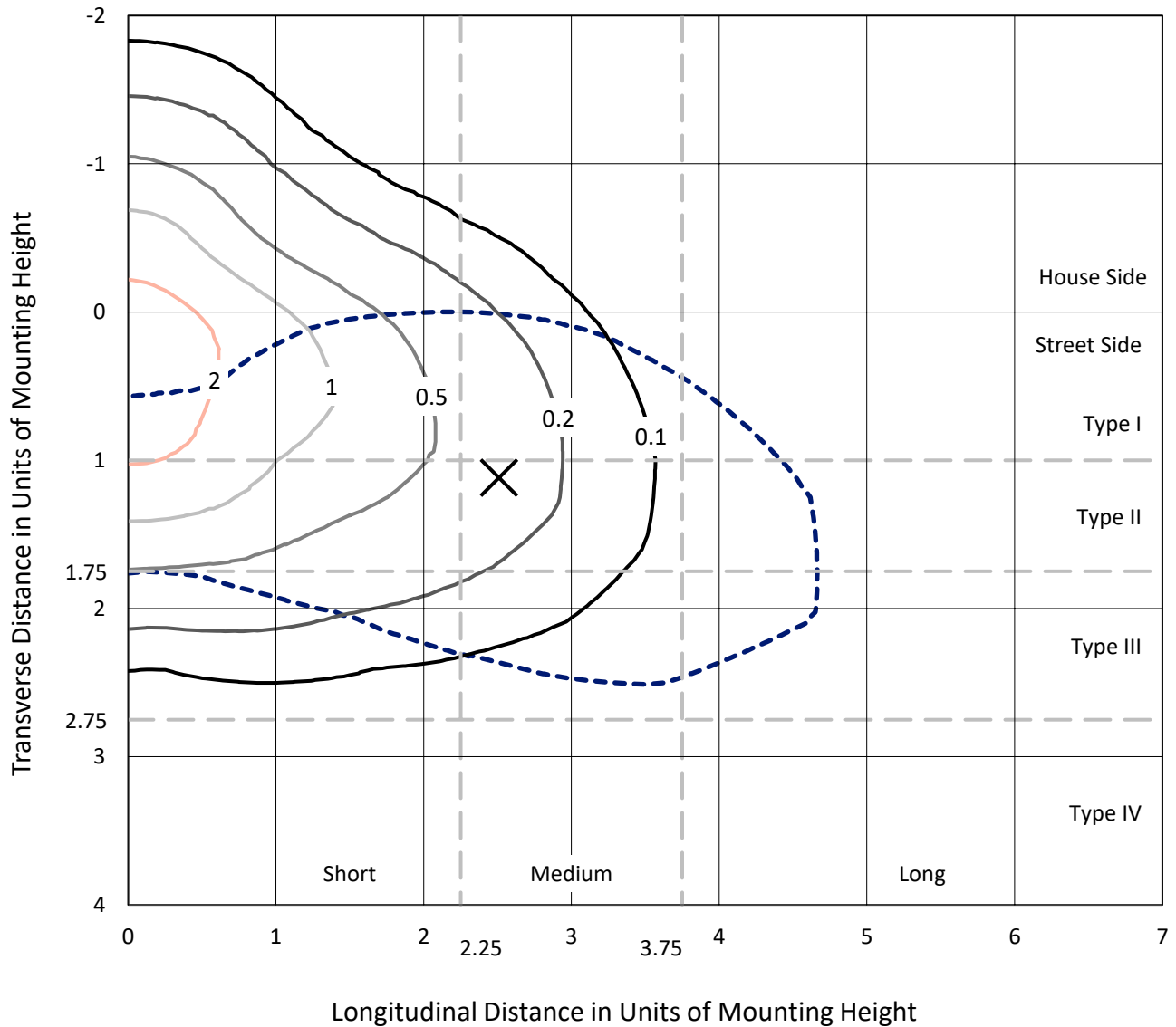
Lumens per Lamp: N/A  
Luminaire Lumens: 5919.4 lumens  
Efficiency: N/A  
Efficacy: 134.5 lumens/watt  
Luminous Opening: Rectangular (W 0.33' x L: 0.33' x H: 0')  
IES Classification: Type III - Medium  
BUG Rating: B1 - U0 - G1

Input Watts (W): 44  
Input Voltage (V): 120  
Input Current (A<sub>in</sub>): NR  
Voltage Rise (V): NR  
Power Factor: 0.99  
Total Harmonic Distortion (THDi): 6.91%  
Frequency (hertz): 60  
Stabilization Time: NR  
Operation Time: NR  
Ambient Temperature (°C): NR  
Test Distance: 24 FT

REPORT NUMBER: P867618  
 CATALOG NUMBER: MEM2-HTN-SA-60-730-U-T3

### Iso-Footcandle Lines of Horizontal Illumination

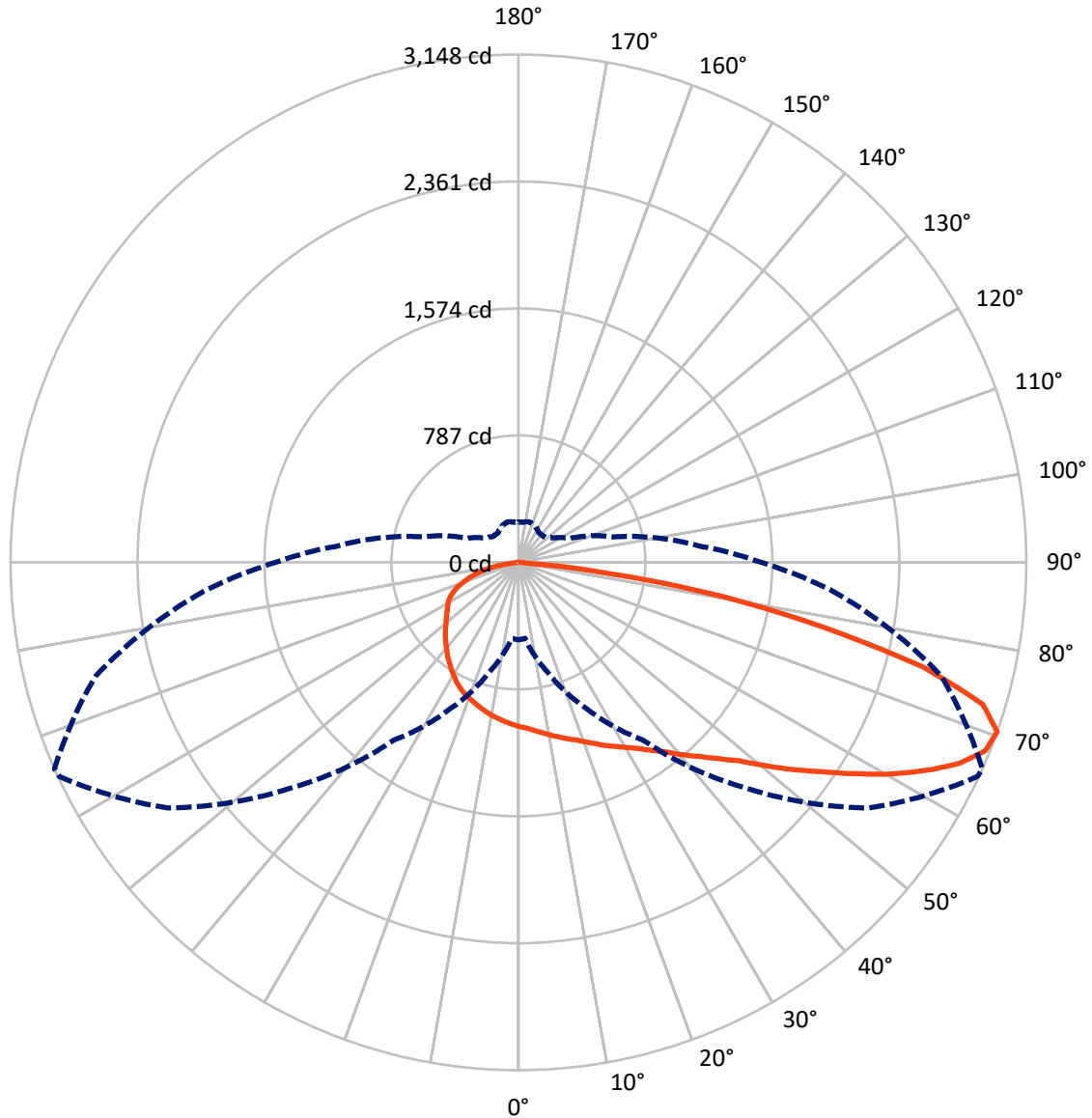
× Max cd  
 - - - 1/2 Max cd



Based on 20 foot mounting height. Maximum calculated value = 2.7 fc  
 Type III - Medium - N/A

REPORT NUMBER: P867618  
CATALOG NUMBER: MEM2-HTN-SA-60-730-U-T3

### Luminous Intensity Polar Plot



— Vertical Plane Through 66-Deg Lateral    - - - Horizontal Cone Through 70-Deg Vertical

REPORT NUMBER: P867618  
 CATALOG NUMBER: MEM2-HTN-SA-60-730-U-T3

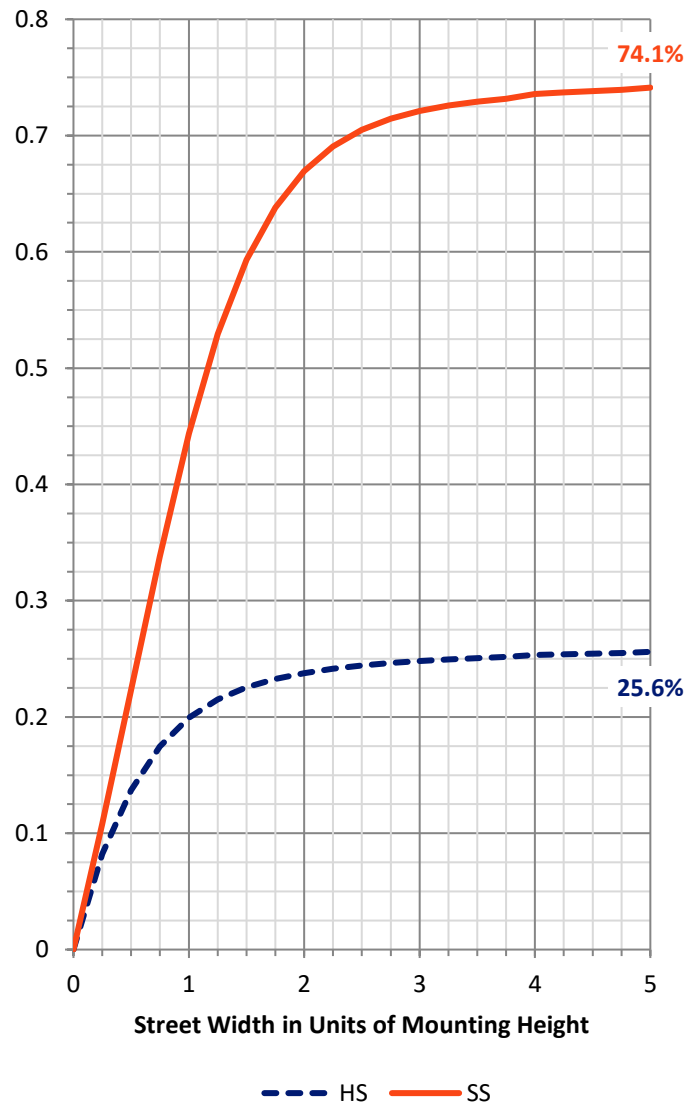
**FLUX DISTRIBUTION:**

		Downward	Upward	Total
<b>House Side</b>	Lumens	1525.5	0.0	1525.5
	% Fixture	25.8	0.0	25.8
<b>Street Side</b>	Lumens	4393.9	0.0	4393.9
	% Fixture	74.2	0.0	74.2
<b>Total</b>	Lumens	5919.4	0.0	5919.4
	% Fixture	100.0	0.0	100.0

**Coefficient of Utilization**

**ZONAL LUMENS:**

Zone	Lumens	% Fixture
0°-10°	97.5	1.6
10°-20°	290.3	4.9
20°-30°	487.6	8.2
30°-40°	734.6	12.4
40°-50°	997.4	16.8
50°-60°	1185.2	20.0
60°-70°	1209.6	20.4
70°-80°	809.0	13.7
80°-90°	108.2	1.8
90°-100°	0.0	0.0
100°-110°	0.0	0.0
110°-120°	0.0	0.0
120°-130°	0.0	0.0
130°-140°	0.0	0.0
140°-150°	0.0	0.0
150°-160°	0.0	0.0
160°-170°	0.0	0.0
170°-180°	0.0	0.0
0°-90°	5919.4	100.0
0°-180°	5919.4	100.0



REPORT NUMBER: P867618

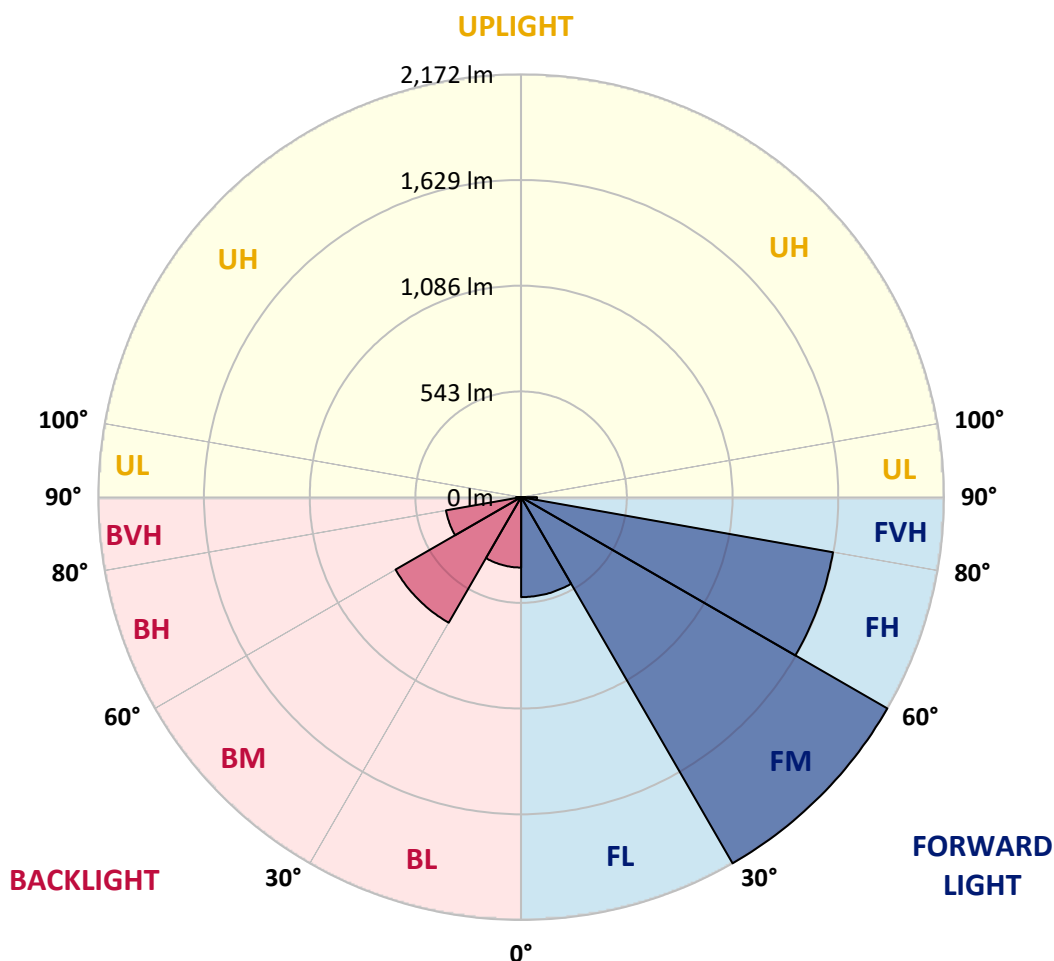
CATALOG NUMBER: MEM2-HTN-SA-60-730-U-T3

**LUMINAIRE CLASSIFICATION SYSTEM LUMEN TABLE AND BUG RATING:**

Zone		Lumens	% Fixture	Zone Rating/Lumen Limit		
				B	U	G
FL	(0°-30°)	513.7	8.7			
FM	(30°-60°)	2172.3	36.7			
FH	(60°-80°)	1626.9	27.5			G1/1800
FVH	(80°-90°)	81.1	1.4			G1/100
BL	(0°-30°)	361.7	6.1	B1/500		
BM	(30°-60°)	744.9	12.6	B1/1000		
BH	(60°-80°)	391.7	6.6	B1/500		G1/500
BVH	(80°-90°)	27.2	0.5			G1/100
UL	(90°-100°)	0.0	0.0		U0/0	
UH	(100°-180°)	0.0	0.0		U0/0	

**BUG Rating: B1-U0-G1**

Type III Medium





REPORT NUMBER: P867618

CATALOG NUMBER: MEM2-HTN-SA-60-730-U-T3

**CANDELA DISTRIBUTION (FULL):**

	0°	5°	15°	25°	35°	45°	55°	65°	66°	75°	85°
0°	1018.5	1018.5	1018.5	1018.5	1018.5	1018.5	1018.5	1018.5	1018.5	1018.5	1018.5
2.5°	1054.9	1050.2	1046.7	1049.0	1042.0	1044.3	1036.1	1030.2	1029.1	1026.7	1024.3
5°	1087.9	1087.9	1082.0	1082.0	1073.7	1072.6	1060.8	1047.9	1047.9	1039.6	1030.2
7.5°	1123.1	1120.8	1113.7	1112.6	1103.1	1100.8	1087.9	1067.9	1066.7	1051.4	1037.3
10°	1147.8	1149.0	1144.3	1144.3	1137.2	1131.4	1112.6	1091.4	1089.0	1069.0	1046.7
12.5°	1166.6	1169.0	1167.8	1167.8	1161.9	1161.9	1140.8	1112.6	1110.2	1084.3	1052.6
15°	1186.6	1185.5	1189.0	1190.2	1187.8	1184.3	1169.0	1136.1	1134.9	1100.8	1060.8
17.5°	1204.3	1203.1	1204.3	1210.2	1211.3	1211.3	1196.1	1161.9	1157.2	1120.8	1067.9
20°	1214.9	1217.2	1221.9	1229.0	1232.5	1241.9	1229.0	1192.5	1187.8	1142.0	1083.1
22.5°	1254.9	1247.8	1251.3	1256.0	1260.7	1273.7	1261.9	1224.3	1220.7	1173.7	1100.8
25°	1323.1	1323.1	1314.8	1306.6	1300.7	1306.6	1297.2	1260.7	1258.4	1201.9	1120.8
27.5°	1441.8	1441.8	1424.2	1393.6	1354.8	1344.2	1337.2	1299.5	1292.5	1232.5	1133.7
30°	1592.4	1597.1	1565.3	1513.6	1441.8	1394.8	1377.2	1336.0	1332.5	1263.1	1153.7
32.5°	1753.5	1762.9	1739.4	1664.1	1546.5	1454.8	1426.6	1384.2	1376.0	1299.5	1179.6
35°	1898.2	1907.6	1875.8	1805.2	1654.7	1541.8	1485.4	1437.1	1432.4	1346.6	1218.4
37.5°	2015.8	2018.1	1998.1	1912.3	1745.3	1614.7	1558.3	1500.6	1491.2	1403.0	1259.6
40°	2140.4	2149.8	2129.8	2024.0	1827.6	1693.5	1631.2	1577.1	1568.9	1461.8	1298.4
42.5°	2271.0	2269.8	2269.8	2120.4	1909.9	1759.4	1710.0	1650.0	1645.3	1521.8	1340.7
45°	2350.9	2355.6	2342.7	2178.1	2031.1	1827.6	1786.4	1742.9	1734.7	1605.3	1396.0
47.5°	2370.9	2360.3	2301.5	2222.7	2167.5	1898.2	1882.9	1857.0	1838.2	1697.1	1464.2
50°	2343.9	2327.4	2293.3	2242.7	2218.0	1982.8	1980.5	1993.4	1980.5	1808.8	1543.0
52.5°	2242.7	2240.4	2234.5	2246.3	2206.3	2049.9	2091.0	2135.7	2133.4	1922.9	1625.3
55°	2029.9	2045.2	2115.7	2189.8	2161.6	2095.7	2214.5	2300.4	2291.0	2056.9	1710.0
57.5°	1812.3	1827.6	1918.2	2094.6	2118.1	2145.1	2353.3	2487.4	2472.1	2202.8	1787.6
60°	1623.0	1606.5	1697.1	1951.1	2056.9	2189.8	2490.9	2676.7	2663.8	2348.6	1867.6
62.5°	1323.1	1339.5	1484.2	1741.7	1971.1	2218.0	2603.8	2848.4	2840.2	2482.7	1932.3
65°	1046.7	1024.3	1241.9	1521.8	1822.9	2208.6	2701.4	3009.5	3003.7	2614.4	1981.7
67.5°	711.5	696.2	983.2	1303.1	1621.8	2133.4	2723.7	3117.7	3120.1	2692.0	1994.6
70°	479.8	472.8	706.8	1002.0	1343.1	1971.1	2654.4	3140.1	3148.3	2712.0	1937.0
72.5°	354.0	352.8	517.5	715.0	999.6	1664.1	2465.0	2994.2	3009.5	2570.9	1767.6
75°	278.7	282.3	369.3	508.1	666.8	1231.3	2073.4	2567.3	2590.9	2220.4	1467.7
77.5°	228.2	228.2	258.7	364.6	445.7	764.4	1491.2	1879.3	1926.4	1713.5	1130.2
80°	184.6	188.2	191.7	254.0	295.2	436.3	867.9	1253.7	1287.8	1193.7	816.2
82.5°	101.1	108.2	104.7	131.7	148.2	202.3	344.6	506.9	558.6	497.5	370.5
85°	7.1	4.7	8.2	10.6	12.9	20.0	27.0	37.6	35.3	50.6	25.9
87.5°	1.2	1.2	1.2	2.4	2.4	3.5	4.7	4.7	4.7	4.7	4.7
90°	0.0	0.0	0.0	0.0	0.0	0.0	0.0	0.0	0.0	0.0	0.0



REPORT NUMBER: P867618

CATALOG NUMBER: MEM2-HTN-SA-60-730-U-T3

**CANDELA DISTRIBUTION (continued):**

	90°	95°	105°	115°	125°	135°	145°	155°	165°	175°	180°
0°	1018.5	1018.5	1018.5	1018.5	1018.5	1018.5	1018.5	1018.5	1018.5	1018.5	1018.5
2.5°	1023.2	1017.3	1007.9	1005.5	1002.0	997.3	992.6	985.5	983.2	985.5	987.9
5°	1024.3	1016.1	1000.8	991.4	982.0	973.8	964.4	955.0	949.1	950.3	955.0
7.5°	1027.9	1016.1	992.6	977.3	962.0	949.1	933.8	923.2	916.1	917.3	920.9
10°	1032.6	1016.1	987.9	962.0	940.8	922.0	906.7	893.8	886.7	885.6	886.7
12.5°	1033.8	1014.9	977.3	945.6	919.7	895.0	878.5	866.8	859.7	856.2	858.5
15°	1037.3	1011.4	966.7	927.9	896.2	870.3	850.3	836.2	831.5	829.1	827.9
17.5°	1042.0	1010.2	957.3	910.3	872.6	843.2	825.6	811.5	805.6	803.2	805.6
20°	1049.0	1011.4	946.7	892.6	851.5	822.1	802.1	788.0	783.3	782.1	780.9
22.5°	1058.5	1013.8	938.5	876.2	827.9	798.5	778.6	769.1	765.6	766.8	766.8
25°	1067.9	1016.1	926.7	853.8	803.2	772.7	758.6	751.5	753.9	758.6	758.6
27.5°	1076.1	1014.9	910.3	830.3	773.8	745.6	735.0	736.2	742.1	750.3	751.5
30°	1086.7	1014.9	892.6	800.9	740.9	713.9	711.5	720.9	730.3	738.6	738.6
32.5°	1103.1	1022.0	878.5	771.5	706.8	685.6	696.2	709.2	719.7	728.0	730.3
35°	1131.4	1037.3	869.1	742.1	673.9	658.6	678.6	699.8	706.8	712.7	713.9
37.5°	1158.4	1051.4	857.3	713.9	639.8	633.9	660.9	683.3	684.5	688.0	688.0
40°	1184.3	1062.0	842.1	683.3	606.8	606.8	638.6	657.4	655.1	651.5	652.7
42.5°	1212.5	1067.9	824.4	655.1	579.8	579.8	605.7	622.1	621.0	625.7	629.2
45°	1246.6	1079.6	800.9	629.2	551.6	546.9	568.0	582.1	599.8	621.0	626.8
47.5°	1293.7	1096.1	782.1	601.0	528.0	511.6	519.8	549.2	569.2	586.9	589.2
50°	1343.1	1119.6	765.6	571.6	499.8	470.4	477.5	510.4	522.2	529.2	532.8
52.5°	1396.0	1138.4	751.5	546.9	470.4	428.1	437.5	469.2	477.5	483.4	484.5
55°	1441.8	1153.7	733.9	523.3	438.7	388.1	399.9	430.4	438.7	445.7	445.7
57.5°	1490.1	1167.8	722.1	503.4	404.6	355.2	363.4	394.0	405.7	408.1	411.6
60°	1530.1	1180.8	711.5	484.5	372.8	325.8	331.6	358.7	372.8	374.0	376.3
62.5°	1558.3	1189.0	705.6	461.0	341.1	296.4	301.1	328.1	344.6	348.1	349.3
65°	1575.9	1193.7	695.1	430.4	314.0	271.7	271.7	298.7	315.2	323.4	325.8
67.5°	1567.7	1185.5	666.8	395.2	289.3	247.0	245.8	272.8	287.0	291.7	292.8
70°	1504.2	1137.2	609.2	351.6	263.4	224.6	222.3	247.0	259.9	249.3	250.5
72.5°	1374.8	1027.9	530.4	308.1	236.4	203.5	201.1	222.3	223.5	223.5	222.3
75°	1158.4	839.7	423.4	262.3	208.2	181.1	182.3	198.8	199.9	205.8	202.3
77.5°	887.9	622.1	330.5	209.3	176.4	161.1	167.0	172.9	181.1	189.3	181.1
80°	645.7	429.3	229.3	156.4	136.4	136.4	138.8	144.7	156.4	164.6	156.4
82.5°	276.4	189.3	105.8	77.6	67.0	65.9	67.0	67.0	82.3	84.7	74.1
85°	21.2	17.6	12.9	12.9	10.6	5.9	5.9	4.7	3.5	3.5	3.5
87.5°	4.7	3.5	3.5	3.5	2.4	2.4	2.4	2.4	2.4	2.4	2.4
90°	0.0	0.0	0.0	0.0	0.0	0.0	0.0	0.0	0.0	0.0	0.0



LM-79-2019: Approved Method: Electrical and Photometric Measurements of Solid-  
State Lighting Products

Report Prepared for

Cooper Lighting Solutions

Streetworks

Report Number: SP1-2407-157-4

Test Date: 08/07/2024

Luminaire Tested: MEM2-HTN-SA-40-730-U-5WQ-2

Data in this report applies to families of products including MEM2-HTN-SA-40-730-U-5WQ-2

**Test Information**

Test Method: LM-79-2019  
 Report Number: SP1-2407-157-4  
 Test Lab: COOPER LIGHTING SOLUTIONS  
 Photometer: SP1 - 76IN SPHERE  
 Measurement Geometry:  $4\pi$   
 Issue Date: 08/20/2024  
 Manufacturer: COOPER LIGHTING SOLUTIONS  
 Product Line: Streetworks  
 Catalog Number: **MEM2-HTN-SA-40-730-U-5WQ-2**  
 Description: Epic Modern Light Square 40W 5WQ Optic and Flare Trim

**Spectral Parameters**

CCT (K): 3057  
 CIE u': 0.2487  
 CIE v': 0.5199  
 Duv: -0.0002  
 CIE x: 0.4326  
 CIE y: 0.4020  
 CIE z: 0.1654  
 Peak Wavelength (nm): 593  
 Dominant Wavelength (nm): 582  
 Purity: 50.50735  
 Rf: 74.6  
 Rg: 94

CRI (Ra):	71.7		
R1:	68.1	R9:	-34.8
R2:	82.0	R10:	58.5
R3:	93.5	R11:	62.5
R4:	67.5	R12:	47.5
R5:	67.2	R13:	70.7
R6:	74.9	R14:	96.4
R7:	77.4	R15:	60.0
R8:	43.1		



**Test Conditions**

Stabilization Time: 21M  
 Operation Time: 1H 21M  
 Sphere Temperature (°C): 24.2

REPORT NUMBER: SP1-2407-157-4

Measurement and Test Equipment			
Instrument	Identification Number	Calibration Date	Calibration Due Date
Photometer	IN0058	6/18/2024	12/18/2024
Power Meter	INXT2011004	2/8/2024	2/8/2025
AC Power Source	IN0063	10/24/2023	10/24/2024
DC Power Source	IN0208	10/24/2023	10/24/2024
Sphere Thermometer	IN0085	10/24/2023	10/24/2024
Room Thermometer	IN0046	10/24/2023	10/24/2024

REPORT NUMBER: SP1-2407-157-4

CIE 1931 Chromaticity Diagram



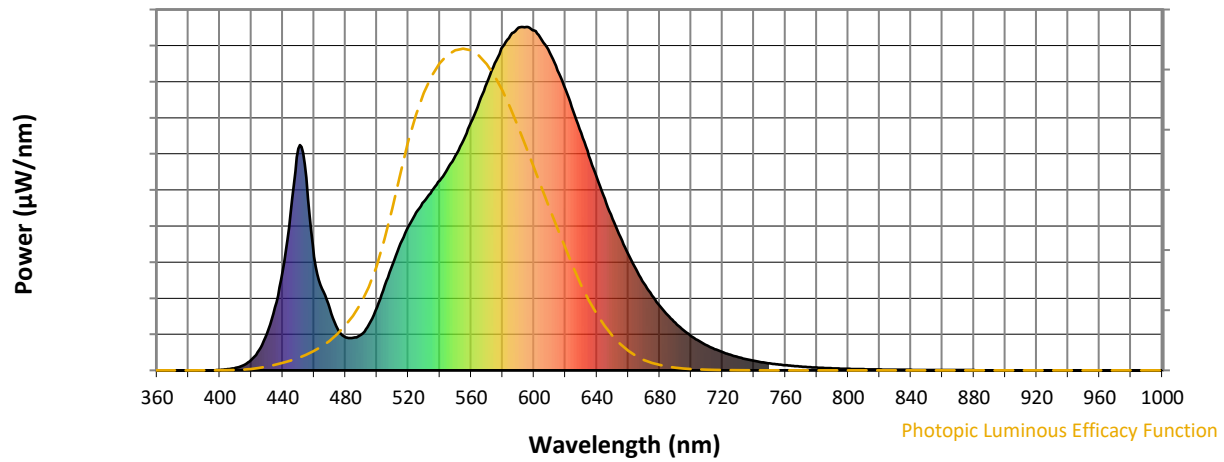
CIE 1931 Chromaticity Diagram with 2017 ANSI 7-Step and 4-Step Quadrangles



Point lies inside the ANSI 3000K 4-step quadrangle

REPORT NUMBER: SP1-2407-157-4

**Photopic Flux vs. Wavelength**



**Photopic Lumens: NR**

$\lambda$ (nm)	Power W <sup>^</sup> /nm	Lumens ( $\phi$ /nm)	$\lambda$ (nm)	Power W <sup>^</sup> /nm	Lumens ( $\phi$ /nm)	$\lambda$ (nm)	Power W <sup>^</sup> /nm	Lumens ( $\phi$ /nm)	$\lambda$ (nm)	Power W <sup>^</sup> /nm	Lumens ( $\phi$ /nm)	$\lambda$ (nm)	Power W <sup>^</sup> /nm	Lumens ( $\phi$ /nm)
360	0	NR	490	104	NR	620	818	NR	750	20	NR	880	1	NR
365	0	NR	495	135	NR	625	755	NR	755	17	NR	885	0	NR
370	0	NR	500	184	NR	630	691	NR	760	15	NR	890	0	NR
375	0	NR	505	247	NR	635	625	NR	765	13	NR	895	0	NR
380	0	NR	510	309	NR	640	561	NR	770	11	NR	900	0	NR
385	0	NR	515	369	NR	645	499	NR	775	9	NR	905	0	NR
390	0	NR	520	419	NR	650	441	NR	780	8	NR	910	0	NR
395	0	NR	525	460	NR	655	388	NR	785	7	NR	915	0	NR
400	1	NR	530	492	NR	660	338	NR	790	6	NR	920	0	NR
405	3	NR	535	524	NR	665	294	NR	795	5	NR	925	0	NR
410	7	NR	540	553	NR	670	253	NR	800	4	NR	930	0	NR
415	15	NR	545	588	NR	675	218	NR	805	4	NR	935	0	NR
420	31	NR	550	625	NR	680	188	NR	810	3	NR	940	0	NR
425	60	NR	555	670	NR	685	161	NR	815	3	NR	945	0	NR
430	107	NR	560	723	NR	690	139	NR	820	3	NR	950	0	NR
435	183	NR	565	780	NR	695	118	NR	825	2	NR	955	0	NR
440	289	NR	570	837	NR	700	100	NR	830	2	NR	960	0	NR
445	460	NR	575	894	NR	705	85	NR	835	2	NR	965	0	NR
450	646	NR	580	942	NR	710	73	NR	840	1	NR	970	0	NR
455	561	NR	585	976	NR	715	62	NR	845	1	NR	975	0	NR
460	331	NR	590	998	NR	720	53	NR	850	1	NR	980	0	NR
465	238	NR	595	1000	NR	725	45	NR	855	1	NR	985	0	NR
470	178	NR	600	990	NR	730	39	NR	860	1	NR	990	0	NR
475	120	NR	605	962	NR	735	33	NR	865	1	NR	995	0	NR
480	96	NR	610	925	NR	740	28	NR	870	1	NR	1000	0	NR
485	95	NR	615	873	NR	745	24	NR	875	1	NR			

REPORT NUMBER: SP1-2407-157-4

**Scotopic Flux vs. Wavelength**



**Scotopic Lumens: NR**

**S/P: 1.23**

$\lambda$ (nm)	Power W <sup>^</sup> /nm	Lumens ( $\phi$ /nm)	$\lambda$ (nm)	Power W <sup>^</sup> /nm	Lumens ( $\phi$ /nm)	$\lambda$ (nm)	Power W <sup>^</sup> /nm	Lumens ( $\phi$ /nm)	$\lambda$ (nm)	Power W <sup>^</sup> /nm	Lumens ( $\phi$ /nm)	$\lambda$ (nm)	Power W <sup>^</sup> /nm	Lumens ( $\phi$ /nm)
360	0	NR	490	104	NR	620	818	NR	750	20	NR	880	1	NR
365	0	NR	495	135	NR	625	755	NR	755	17	NR	885	0	NR
370	0	NR	500	184	NR	630	691	NR	760	15	NR	890	0	NR
375	0	NR	505	247	NR	635	625	NR	765	13	NR	895	0	NR
380	0	NR	510	309	NR	640	561	NR	770	11	NR	900	0	NR
385	0	NR	515	369	NR	645	499	NR	775	9	NR	905	0	NR
390	0	NR	520	419	NR	650	441	NR	780	8	NR	910	0	NR
395	0	NR	525	460	NR	655	388	NR	785	7	NR	915	0	NR
400	1	NR	530	492	NR	660	338	NR	790	6	NR	920	0	NR
405	3	NR	535	524	NR	665	294	NR	795	5	NR	925	0	NR
410	7	NR	540	553	NR	670	253	NR	800	4	NR	930	0	NR
415	15	NR	545	588	NR	675	218	NR	805	4	NR	935	0	NR
420	31	NR	550	625	NR	680	188	NR	810	3	NR	940	0	NR
425	60	NR	555	670	NR	685	161	NR	815	3	NR	945	0	NR
430	107	NR	560	723	NR	690	139	NR	820	3	NR	950	0	NR
435	183	NR	565	780	NR	695	118	NR	825	2	NR	955	0	NR
440	289	NR	570	837	NR	700	100	NR	830	2	NR	960	0	NR
445	460	NR	575	894	NR	705	85	NR	835	2	NR	965	0	NR
450	646	NR	580	942	NR	710	73	NR	840	1	NR	970	0	NR
455	561	NR	585	976	NR	715	62	NR	845	1	NR	975	0	NR
460	331	NR	590	998	NR	720	53	NR	850	1	NR	980	0	NR
465	238	NR	595	1000	NR	725	45	NR	855	1	NR	985	0	NR
470	178	NR	600	990	NR	730	39	NR	860	1	NR	990	0	NR
475	120	NR	605	962	NR	735	33	NR	865	1	NR	995	0	NR
480	96	NR	610	925	NR	740	28	NR	870	1	NR	1000	0	NR
485	95	NR	615	873	NR	745	24	NR	875	1	NR			

REPORT NUMBER: SP1-2407-157-4

**Melanopic Flux vs. Wavelength**



**Melanopic Lumens: NR**

**M/P: 2.27**

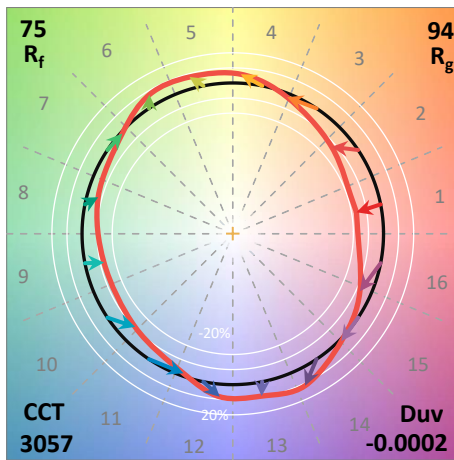
λ (nm)	Power W <sup>^</sup> /nm	Lumens (φ/nm)	λ (nm)	Power W <sup>^</sup> /nm	Lumens (φ/nm)	λ (nm)	Power W <sup>^</sup> /nm	Lumens (φ/nm)	λ (nm)	Power W <sup>^</sup> /nm	Lumens (φ/nm)	λ (nm)	Power W <sup>^</sup> /nm	Lumens (φ/nm)
360	0	NR	490	104	NR	620	818	NR	750	20	NR	880	1	NR
365	0	NR	495	135	NR	625	755	NR	755	17	NR	885	0	NR
370	0	NR	500	184	NR	630	691	NR	760	15	NR	890	0	NR
375	0	NR	505	247	NR	635	625	NR	765	13	NR	895	0	NR
380	0	NR	510	309	NR	640	561	NR	770	11	NR	900	0	NR
385	0	NR	515	369	NR	645	499	NR	775	9	NR	905	0	NR
390	0	NR	520	419	NR	650	441	NR	780	8	NR	910	0	NR
395	0	NR	525	460	NR	655	388	NR	785	7	NR	915	0	NR
400	1	NR	530	492	NR	660	338	NR	790	6	NR	920	0	NR
405	3	NR	535	524	NR	665	294	NR	795	5	NR	925	0	NR
410	7	NR	540	553	NR	670	253	NR	800	4	NR	930	0	NR
415	15	NR	545	588	NR	675	218	NR	805	4	NR	935	0	NR
420	31	NR	550	625	NR	680	188	NR	810	3	NR	940	0	NR
425	60	NR	555	670	NR	685	161	NR	815	3	NR	945	0	NR
430	107	NR	560	723	NR	690	139	NR	820	3	NR	950	0	NR
435	183	NR	565	780	NR	695	118	NR	825	2	NR	955	0	NR
440	289	NR	570	837	NR	700	100	NR	830	2	NR	960	0	NR
445	460	NR	575	894	NR	705	85	NR	835	2	NR	965	0	NR
450	646	NR	580	942	NR	710	73	NR	840	1	NR	970	0	NR
455	561	NR	585	976	NR	715	62	NR	845	1	NR	975	0	NR
460	331	NR	590	998	NR	720	53	NR	850	1	NR	980	0	NR
465	238	NR	595	1000	NR	725	45	NR	855	1	NR	985	0	NR
470	178	NR	600	990	NR	730	39	NR	860	1	NR	990	0	NR
475	120	NR	605	962	NR	735	33	NR	865	1	NR	995	0	NR
480	96	NR	610	925	NR	740	28	NR	870	1	NR	1000	0	NR
485	95	NR	615	873	NR	745	24	NR	875	1	NR			

**Summary**

$R_f = 74.6$   
 $R_g = 94$   
 $CIE R_a = 71.7$   
 $R_9 = -34.8$



**Color Vector Graphics**





**Individual Sample Fidelity Index ( $R_{f,i}$ )**

CES01 = 86	CES26 = 65	CES51 = 87	CES76 = 58
CES02 = 62	CES27 = 89	CES52 = 85	CES77 = 76
CES03 = 31	CES28 = 84	CES53 = 77	CES78 = 61
CES04 = 71	CES29 = 68	CES54 = 85	CES79 = 86
CES05 = 49	CES30 = 83	CES55 = 84	CES80 = 83
CES06 = 51	CES31 = 71	CES56 = 74	CES81 = 73
CES07 = 41	CES32 = 64	CES57 = 74	CES82 = 93
CES08 = 40	CES33 = 78	CES58 = 75	CES83 = 91
CES09 = 29	CES34 = 75	CES59 = 85	CES84 = 88
CES10 = 76	CES35 = 87	CES60 = 90	CES85 = 75
CES11 = 59	CES36 = 92	CES61 = 81	CES86 = 64
CES12 = 65	CES37 = 84	CES62 = 89	CES87 = 77
CES13 = 43	CES38 = 92	CES63 = 75	CES88 = 80
CES14 = 74	CES39 = 96	CES64 = 65	CES89 = 67
CES15 = 71	CES40 = 92	CES65 = 64	CES90 = 80
CES16 = 47	CES41 = 93	CES66 = 60	CES91 = 78
CES17 = 50	CES42 = 86	CES67 = 58	CES92 = 56
CES18 = 56	CES43 = 77	CES68 = 66	CES93 = 73
CES19 = 73	CES44 = 99	CES69 = 75	CES94 = 49
CES20 = 66	CES45 = 85	CES70 = 60	CES95 = 66
CES21 = 87	CES46 = 81	CES71 = 56	CES96 = 76
CES22 = 79	CES47 = 86	CES72 = 85	CES97 = 82
CES23 = 92	CES48 = 75	CES73 = 52	CES98 = 76
CES24 = 91	CES49 = 79	CES74 = 95	CES99 = 64
CES25 = 73	CES50 = 86	CES75 = 60	



Color Rendition by Hue-Angle Bin



Measure Comparisons



(END OF REPORT)